
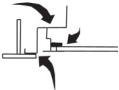
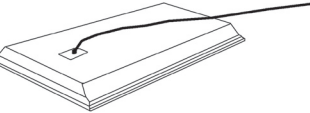
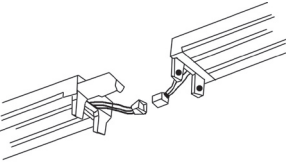

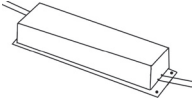
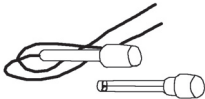

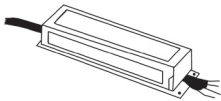
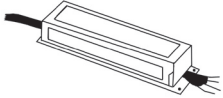


	Catalog Number	Description
	20GA	20 gauge housing for fixture
	DG	Double Gasketing
	TG	Triple Gasketing
	FX1	6' 3/8" Flexible Wiring Harness with 3 #18 leads and 2 straight connectors.
	FX2	6' 3/8" Flexible Wiring Harness with 4 #18 leads and 2 straight connectors.
	MNL2	Mate and Lock Plug-in Wiring System - single circuit
	MNL3	Mate and Lock Plug-in Wiring System - dual circuit
	CP6	Grounded Cord Set - 6' long, 18 gauge, 3 wire #18SJT cord set wired to fixture, standard molded plug.
	RF1	Radio Interference Suppressor - 120 V/277 V minimizes interference from line radiation or feedback, one per fixture.
	RF2	Radio Interference Suppressor - 120 V/277 V minimizes interference from line radiation or feedback, one per ballast.
	F1	Fast Blow (GLR) Fuse and Holder for 120 V or 277 V, one per fixture.
	F2	Fast Blow (GLR) Fuse and Holder for 120 V or 277 V, one per ballast.
	PL7-NL	Night Light - PL 7 Watt
	PL9-NL	Night Light - PL 9 Watt
	PL13-NL	Night Light - PL 13 Watt
	EM1	Fluorescent Emergency Ballast - 500-600 initial lumen output - Operates one 20 W - 40W T8, T10 or T12 lamp, including U-shape, circline, energy saving or 4 pin rapid start long compact fluorescent lamp - Compatible with electronic, standard, energy saving and dimming AC ballasts

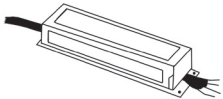
Catalog Number**Description**

EM1A



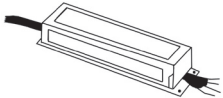
- Fluorescent Emergency Ballast
- 350 - 450 lumens initial output
 - Operates one 20 W - 40 W T8, T10 or T12, including U-shaped, circline, energy saving or 4 pin rapid start long compact fluorescent lamp
 - Compatible with electronic, standard, energy saving and dimming AC ballasts

EM2



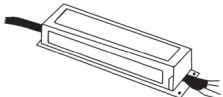
- Fluorescent Emergency Ballast
- 1100-1400 lumens initial output
 - Will operate two FO32T8 lamps at 1350 lumens
 - Will operate two F40T12 lamps at 1100 lumens
 - Operates one 17 W - 215 W (2'-8') T8, T10 or T12, or one 4 pin rapid start long compact fluorescent lamp
 - Compatible with electronic, standard, energy saving and dimming AC ballasts.

EM2A

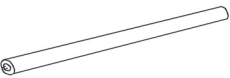


- Fluorescent Emergency Ballast
- 600-700 lumens initial output
 - Operates two (2'-4') T8, T10 or T12 lamps
 - Operates one 20 W - 215W (2'-8') lamp, including U-shape, circline, energy saving or 4 pin rapid start long compact fluorescent lamp
 - Compatible with electronic, standard, energy saving and dimming AC ballasts

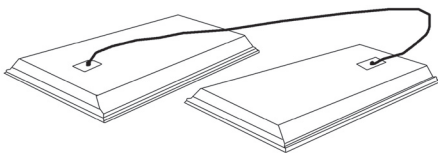
EM3



- Fluorescent Emergency Ballast
- 600-700 lumens initial output
 - Two hour illumination with one 20 W - 40 W F40 T12 lamp
 - 90 minute illumination with one 20 W - 215 W (2'-8') lamp including U-shape, circline, energy saving or 4 pin rapid start long compact fluorescent lamp
 - Compatible with electronic, standard, energy saving and dimming AC ballasts



For fixture with lamps furnished and installed please consult the factory



Master/Satellite - labor saving tandem wiring system

TP

Vandal Resistant Door - Flat door secured by tamper-proof screw

SFI

Silver Film Insert - 95% minimum reflectance silver, laminated to sheet metal substrate

AAI

Anodized Aluminum Insert - 86% minimum reflectance silver, anodized aluminum

EAI

Enhanced Anodized Aluminum Insert - 95% minimum reflectance silver, anodized aluminum